



**HighSPEED™
Extrusion System
on Display!**


NPE SHOW SPECIAL! QUALIFIES FOR GENESIS™ REWARDS!! IMMEDIATE DELIVERIES!!!

Take advantage of substantial savings and a May 2024 delivery date of this brand new high speed extrusion system to be on display at NPE 2024. System components listed below will fulfill a compact inline system configuration. For a compact offline stacking or winding system configuration, or additional control system integration, consider the possible optional features*.

For additional details, or to reserve this system, contact your sales representative or call us at 630.585.5800.

System Features:

- SUPER-G® HighSPEED™ SGHS3000-36D Extruder
- Maag CSC-176 Continuous Screen Changer
- Model 90 Gear Pump System
- Model 3000 Adapter Assembly
- 48" Width Sheet Die, 3-Layer Feedblock, M-ATEX™ Technology and Die Support
- SS Conical Feed Hopper, Pneumatic Shut-off and Rare Earth Magnet Drawer
- Adapter & Die Insulation
- G-SERIES® Model eGVD541818 Three Roll Sheet Take-Off System
 - Skewed Top Roll Upgrade
 - Manual Roll Gap Adjustment
 - Mechanical Lockout Assemblies (U.S. Patent No. 9,139,393)
 - 3 Zone Direct Cooling Temperature Control
 - PTi Model AntiSTAT™ TRC54 Transfer Roll Coater



See PTi engineering drawings for system layout.



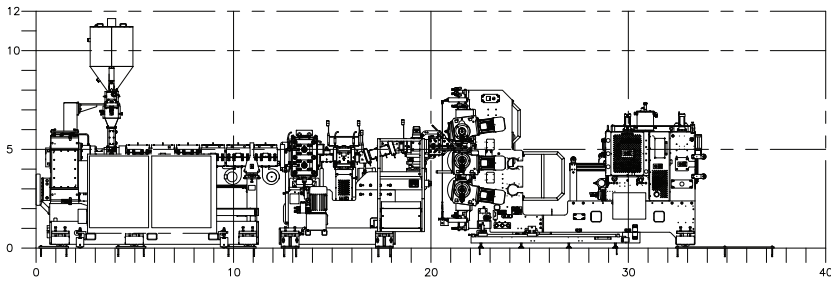
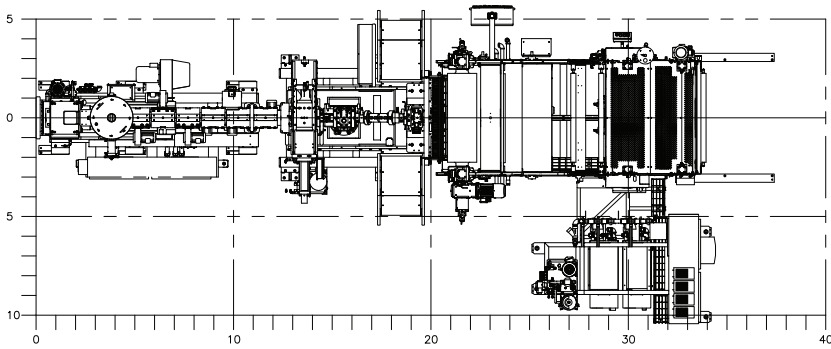
Optional Add-on Features/Retrofits*:

- TITAN® Plus Integrated PLC Control System, including
 - PET RealTIME™ IV Monitoring
 - Current Monitoring for each Extruder Heat Zone
- AR54/212 Two-Roll Auxiliary Cooling Station
 - Closed Loop Temperature Control Zones Upgrade
 - Sheet Thickness Measurement System
- CW6640/2 Cantilevered Two Position Winder, including
 - PTi Model A66100 Accumulator
 - Rotary Edge Trim and Center Slitting Station
 - Differential Shafts and features for 2-Up Winding
 - Razor Cross Cut Upgrade

* Optional components may require additional engineering services and time of completion.

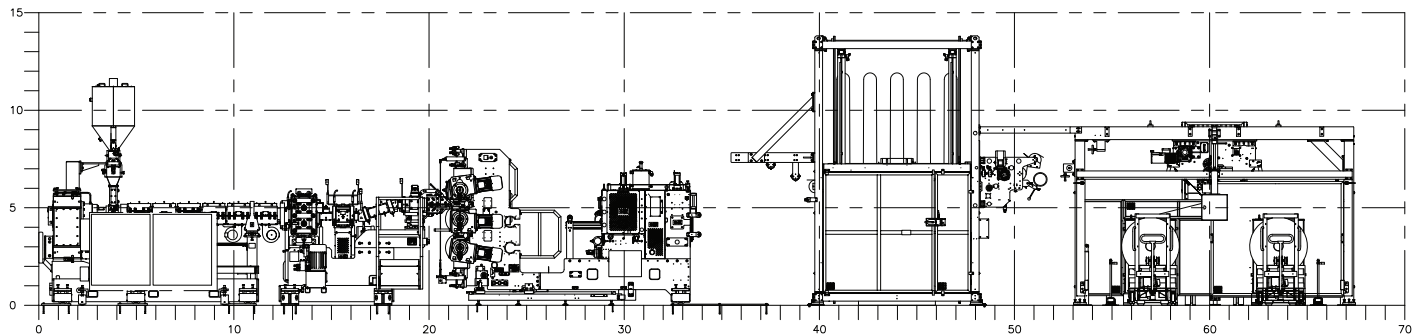
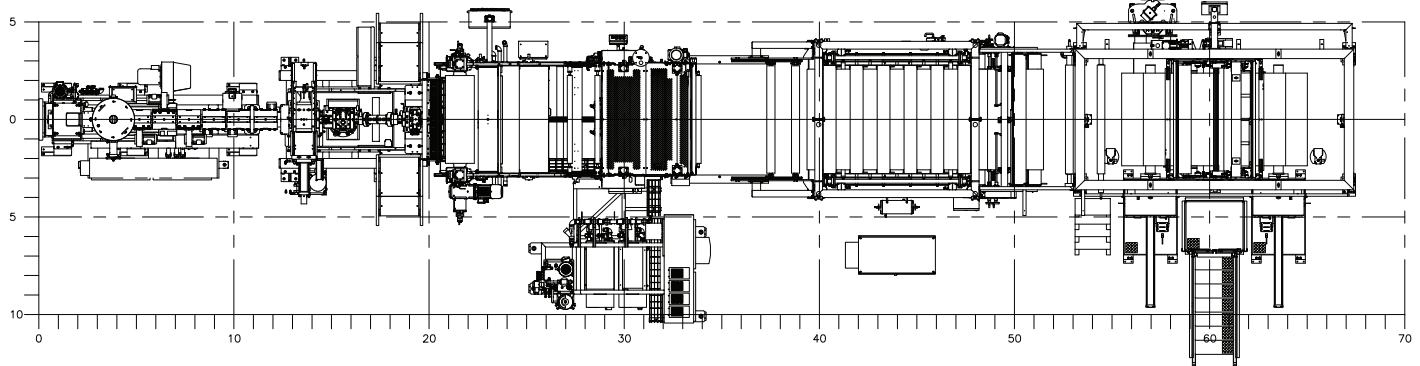
RESINS:	PP, PS, and PET
GAUGE:	From 0.51 - 1.02+ mm (20 - 40+ mils) typical
WIDTH:	Up to 1170 mm (45 inches)
RATE:	Up to 1600+ kg/hr (3,500+ pph)*
	*Rates are dependent on resin

*The reservation payment is due immediately to secure this transaction. PO required by June 30th, 2024. Net payments begin upon reservation.



**SGHS3000-36D Extruder and eGVD541818 Roll Stand
Compact Inline**

Small footprint and efficient design makes this configuration ideal for compact or limited space without sacrificing process capability and reliability.



**SGHS3000-36D Extruder, eGVD541818 Roll Stand, A66100 Accumulator and CW6640/2 Winder
Compact Sheet Winding**

*The reservation payment is due immediately to secure this transaction. PO required by June 30th, 2024. Net payments begin upon reservation.